



CREDIT REPORT DECEMBER 2025

Association of Serbian Banks

Credit Bureau



CONTENTS

Credit Bureau in numbers - 31.12.2025	3
Loans in graphs	4
The share of individual loan types in the total number of retail loans	4
The share of individual loan types in the debt outstanding on account of retail loans	4
Credit default* in graphs	5
Share of default* in total bank loan debt	5
Share of default* in retail loan debt	5
Statistical Annex 1	6
Debt in respect of bank loans (in RSD mill.)	6
Retail debt by type of loan (in RSD mill.)	6
Share of default* in loan debt	6
Statistical Annex 2	7
State of retail debt (in RSD mill.)	7
Leasing contracts	7
Current accounts	7
Credit cards	7
Statistical Annex 3	8
Retail loans (in RSD mill.)	8
Loans to legal entities and entrepreneurs (in RSD mill.)	8

CREDIT BUREAU IN NUMBERS - 31.12.2025

164,761

- Number of mortgage loan users

RSD 4.8 mill.

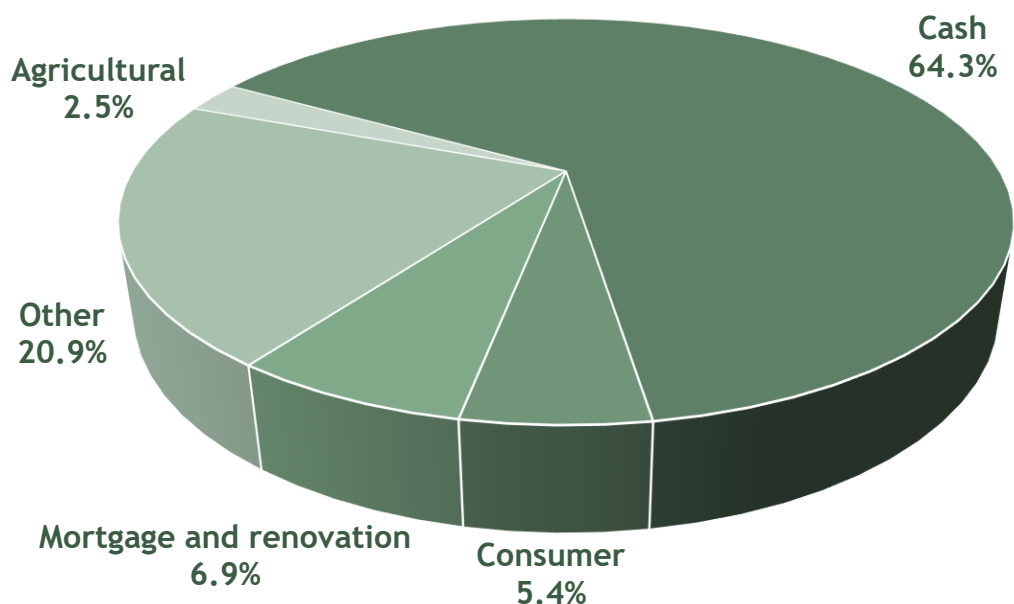
- Average mortgage loan debt outstanding

0.1%

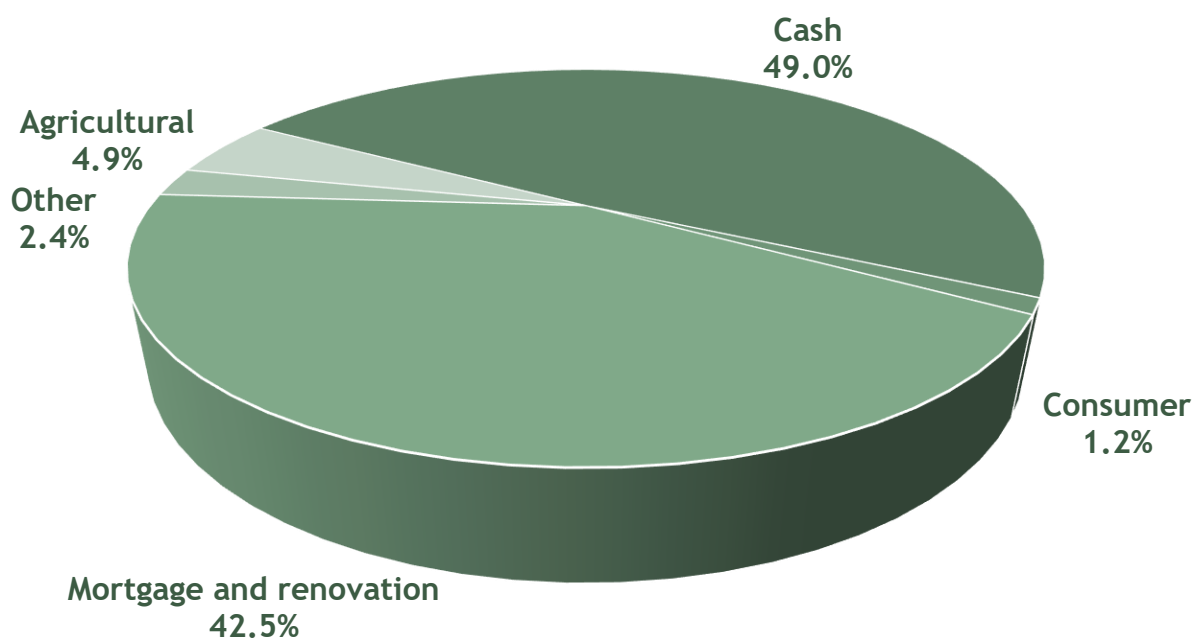
- Default on account of mortgage loans

LOANS IN GRAPHS

The share of individual loan types in the total number of retail loans

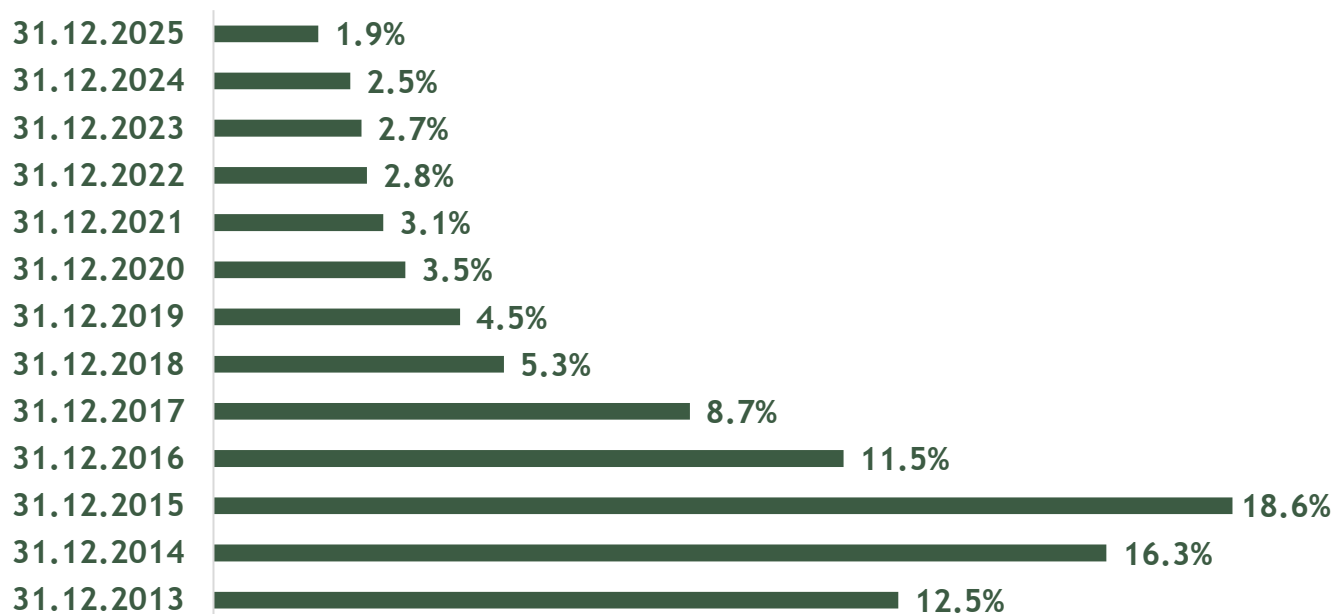


The share of individual loan types in the debt outstanding on account of retail loans



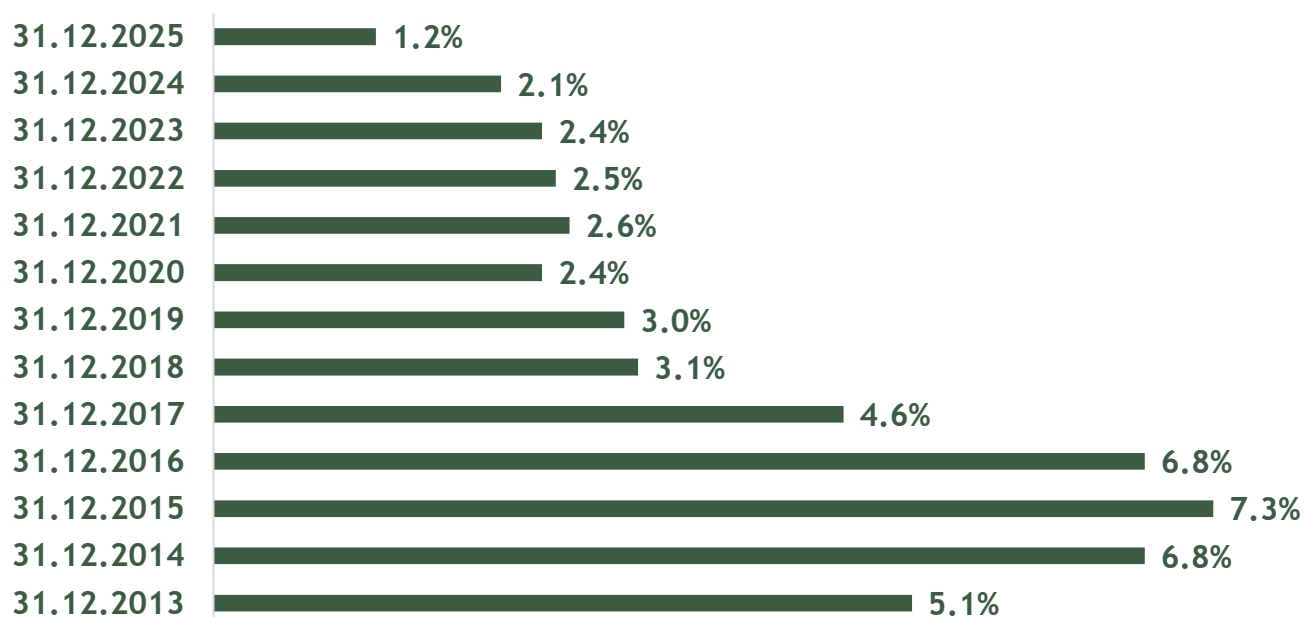
CREDIT DEFAULT* IN GRAPHS

Share of default* in total bank loan debt



**Note: Default in case of legal entities and entrepreneurs refers to matured liabilities outstanding over 15 days and in case of individuals over 60 days*

Share of default* in retail loan debt



**Note: Default refers to matured liabilities outstanding over 60 days*

STATISTICAL ANNEX 1

Debt in respect of bank loans (in RSD mill.)

Credit user	31.12.2024	30.11.2025	31.12.2025	Index	
	1	2	3	4(3/1)	5(3/2)
Legal entities	2,090,907	2,285,495	2,344,024	112.1	102.6
Entrepreneurs	81,635	94,235	96,158	117.8	102.0
Retail	1,622,861	1,902,981	1,932,009	119.0	101.5
Total	3,795,403	4,282,711	4,372,191	115.2	102.1

Retail debt by type of loan (in RSD mill.)

Type of loan	31.12.2024	30.11.2025	31.12.2025	Index	
	1	2	3	4(3/1)	5(3/2)
Cash	779,887	932,523	946,030	121.3	101.4
Consumer	20,686	23,315	23,780	115.0	102.0
Other	36,450	45,632	46,164	126.7	101.2
Mortgage and renovation	694,672	806,794	820,644	118.1	101.7
Agricultural	91,165	94,717	95,391	104.6	100.7
Total	1,622,860	1,902,981	1,932,009	119.0	101.5

Share of default* in loan debt

Credit user	31.12.2024	30.11.2025	31.12.2025
	1	2	3
Legal entities	2.7%	2.5%	2.4%
Entrepreneurs	4.7%	3.9%	3.8%
Retail	2.1%	1.2%	1.2%
Total	2.5%	2.0%	1.9%

* Note: Default in case of legal entities and entrepreneurs refers to matured liabilities outstanding over 15 days and in case of individuals over 60 days

STATISTICAL ANNEX 2

State of retail debt (in RSD mill.)

Leasing contracts	31.12.2024	30.11.2025	31.12.2025	Index	
	1	2	3	4(3/1)	5(3/2)
Number of leasing contracts	5,038	4,971	4,888	97.0	98.3
Number of users	4,360	4,240	4,244	97.3	100.1
Debt outstanding	10,760	10,462	10,255	95.3	98.0
Number of defaulted leasing contracts	709	673	667	94.1	99.1
Share of default in debt outstanding	4.7%	4.6%	4.7%		

Current accounts	31.12.2024	30.11.2025	31.12.2025	Index	
	1	2	3	4(3/1)	5(3/2)
Number of current accounts	9,251,728	9,651,402	9,654,884	104.4	100.0
Number of users	6,067,341	6,173,672	6,174,487	101.8	100.0
Overdraft - total sum	45,155	43,905	44,079	97.6	100.4
Number of defaulted current accounts	218,821	203,842	205,793	94.0	101.0
Share of defaults in total overdraft	6.6%	5.4%	5.4%		

Credit cards	31.12.2024	30.11.2025	31.12.2025	Index	
	1	2	3	4(3/1)	5(3/2)
Number of credit cards	1,135,722	1,066,031	1,064,831	93.8	99.9
Number of users	917,431	852,771	851,591	92.8	99.9
Total credit limitation	103,085	105,500	105,850	102.7	100.3
Amount utilized	34,255	33,676	33,932	99.1	100.8
Number of defaulted credit cards	30,119	33,441	32,786	108.9	98.0
Share of default in the amount utilized	7.6%	4.0%	4.0%		

STATISTICAL ANNEX 3

Retail loans (in RSD mill.)

As of	Cash	Consumer	Other	Mortgage and renovation	Agricultural	Total
31.12.2024	779,887	20,686	36,450	694,672	91,165	1,622,860
31.1.2025	782,604	20,643	36,647	697,497	90,981	1,628,372
28.2.2025	790,034	20,627	37,336	702,655	91,866	1,642,518
31.3.2025	798,601	20,020	39,399	708,196	91,646	1,657,862
30.4.2025	823,469	22,672	39,234	725,414	90,733	1,701,522
31.5.2025	839,585	23,200	40,780	736,504	90,601	1,730,670
30.6.2025	855,603	23,570	42,638	745,758	93,288	1,760,857
31.7.2025	865,754	23,097	42,698	755,240	93,414	1,780,203
31.8.2025	878,184	23,108	43,907	763,290	93,621	1,802,110
30.9.2025	895,711	23,085	44,902	779,877	93,598	1,837,173
31.10.2025	917,910	23,151	45,280	792,707	94,004	1,873,052
30.11.2025	932,523	23,315	45,632	806,794	94,717	1,902,981
31.12.2025	946,030	23,780	46,164	820,644	95,391	1,932,009

Loans to legal entities and entrepreneurs (in RSD mill.)

As of	Legal entities	Entrepreneurs	Total
31.12.2024	2,090,907	81,635	2,172,542
31.1.2025	2,086,918	81,158	2,168,076
28.2.2025	2,091,855	81,658	2,173,513
31.3.2025	2,097,775	83,957	2,181,732
30.4.2025	2,106,823	85,336	2,192,159
31.5.2025	2,124,165	87,188	2,211,353
30.6.2025	2,173,980	88,960	2,262,940
31.7.2025	2,195,770	89,374	2,285,144
31.8.2025	2,220,511	90,015	2,310,526
30.9.2025	2,236,084	91,102	2,327,186
31.10.2025	2,248,225	92,976	2,341,201
30.11.2025	2,285,495	94,235	2,379,730
31.12.2025	2,344,024	96,158	2,440,182

Report prepared by

Milan Brković, PhD, Head
Dragan Nenić, Special Advisor
Sonja Grbić, Translator

Contact

Credit Bureau
Kralja Aleksandra Boulevard 86/I

kreditni.biro@ubs-asb.com
milan.brkovic@ubs-asb.com
dragan.nenic@ubs-asb.com

